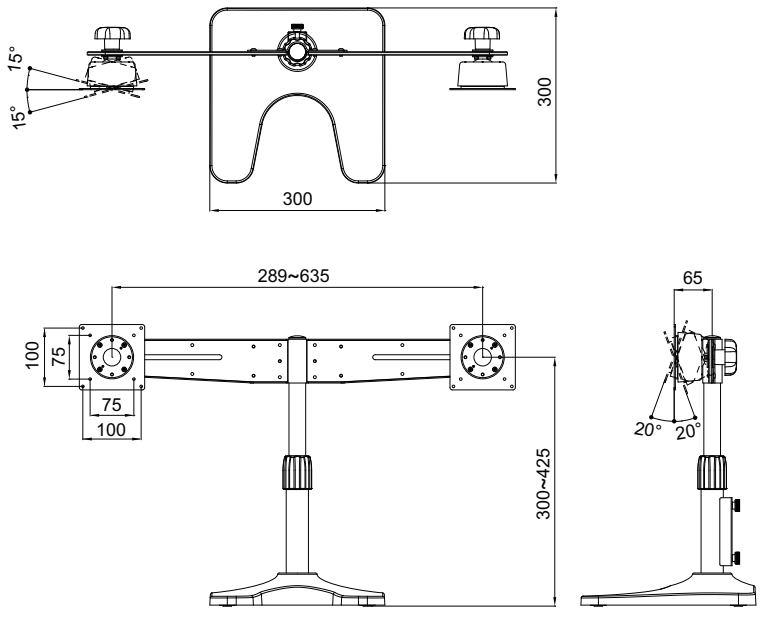


# Twin-LCD Monitor Arm

## Specification

※Beware of the specification as first page.

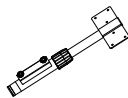

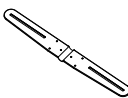

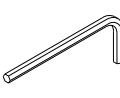







### Desk Swivel Arm stand for Twin LCD Monitor.



#### Key Specifications/Special Features:

1. Apply for any 15"~20" LCD Monitor which backside meet VESA standards (75\*75mm/100\*100mm)
2. Superior flexibility and movement
3. Swivel left & right:  $\pm 15^\circ$
4. Pivot up & down:  $\pm 20^\circ$
5. Monitor swivel: 360
6. Horizontal moving dist.: 289~635mm
7. Vertical moving dist.: 300~425mm
8. Max load 15kgs/per one monitor

## Part List

ITEM	<b>1</b>	<b>2</b>	<b>3</b>	<b>4</b>	<b>5</b>	<b>6</b>
PARTS						
GTY	<b>1</b>	<b>1</b>	<b>1</b>	<b>6</b>	<b>1</b>	<b>2</b>
ITEM	<b>7</b>	<b>8</b>	<b>9</b>	<b>10</b>	<b>11</b>	<b>12</b>
PARTS						
GTY	<b>2</b>	<b>2</b>	<b>4</b>	<b>2</b>	<b>8</b>	<b>8</b>

# Twin-LCD Monitor Arm

## Installation

